

Deixa

(Violão)

Nishiguchi Kenichi



Am7



E9+



Am7



Am9



Dm7



G7



G

Musical notation for measures 1-6. The top staff is in treble clef with a 4/4 time signature and a tempo marking of ♩ = 80. Measure 1 starts with a 7th fret barre. The bottom staff shows the guitar fretboard with fingerings: 5 5 5 5 5 for measure 1, and 6 6 6 6 6 6 for measure 5. Measure 6 ends with a 7th fret barre. A double bar line is present after measure 3.



Cmaj7



Dm7



Em7



Fmaj7



Fmaj7

Musical notation for measures 7-10. The top staff continues the melody. The bottom staff shows fingerings: 3 3 3 for measure 7, and 5 6 8, 6 7 8, 10 10, 1 1 1 for measures 8, 9, and 10 respectively. Measure 10 ends with a 7th fret barre.



Dm7



E9+



Am7



Am

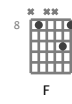
Musical notation for measures 11-16. The top staff continues the melody. The bottom staff shows fingerings: 3 3 3 3 3 3 for measure 11, 3 3 3 for measure 13, and 1 3 5, 3 1 0, 1 3, 0 1 3 5 7 8, 12, 8 8 for measures 12, 14, 15, and 16 respectively. Measure 16 ends with a 7th fret barre.



Am7 \ G



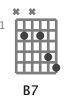
F#dim



F



Em



B7



Em

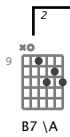


E7/5+



E9-

Musical notation for measures 17-23. Includes a treble clef staff with a key signature of one sharp (F#) and a common time signature. The bass line is shown on a six-string guitar staff with fret numbers. Measure 17 starts with a 7th fret barre. Measure 23 ends with a repeat sign and 'x1'.



B7 \ A



Bm7/5-



A7sus4



Am7 \ G

Musical notation for measures 24-29. Includes a treble clef staff with a key signature of one sharp (F#) and a common time signature. The bass line is shown on a six-string guitar staff with fret numbers. Measure 24 starts with a 2nd fret barre. Measure 29 ends with a repeat sign and 'x1'.




F#m7/5-



F#m7/5-



Fdim7



E7



Amadd9



Am

Musical notation for measures 30-35. Includes a treble clef staff with a key signature of one sharp (F#) and a common time signature. The bass line is shown on a six-string guitar staff with fret numbers. Measure 30 starts with a 3rd fret barre. Measure 35 ends with a repeat sign and 'x1'.



Amadd9



Am



Cadd9



C



C6add11



C6 \ G



E9+



Am



Am9

Musical notation for measures 36-41. The top staff shows a melodic line with slurs and ties. The bottom staff shows a bass line with fingerings. Measure numbers 36, 37, 38, 39, 40, and 41 are marked in red.



Dm7



G7



G



Cmaj7



Dm7



Em7



Fmaj7



Fmaj7

Musical notation for measures 42-46. The top staff shows a melodic line with slurs and ties. The bottom staff shows a bass line with fingerings. Measure numbers 42, 43, 44, 45, and 46 are marked in red.



Dm7



E9+



Am7



Amadd9

Musical notation for measures 47-51. The top staff shows a melodic line with slurs and ties. The bottom staff shows a bass line with fingerings. Measure numbers 47, 48, 49, 50, and 51 are marked in red.

1



Am



Am7 \G



F#m7/5-



Fmaj7

Musical notation for measures 52-56. The top staff shows a melodic line with notes and rests. The bottom staff shows a guitar accompaniment with fret numbers (0, 1, 2, 3, 4) and a slash for a barre.

2



Em



B7



Em



E7/5+



Amadd9



B7

Musical notation for measures 57-62. Measure 61 includes a double bar line and a repeat sign. The bottom staff shows fret numbers and an 'X' for a barre.



Bm7/5-



Eadd9-



Asus4



Am7 \G

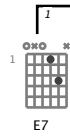
Musical notation for measures 63-67. The bottom staff shows fret numbers and a slash for a barre.



F#m7/5-



Bm7-5



E7



Asus2

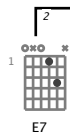
Musical notation for measures 68-72. Includes guitar staff with notes and a six-line fretboard diagram below.

68 69 70 71 72

Fretboard diagram for measures 68-72:

```

  1 1 1 | 1 1 1 0 | 0 1 3 | 1 0 0 | 0 0
  2 2 2 | 2 2 2 2 | 2 2 1 | 1 1 1 2 | 2 2 2
  2 2 2 | 2 2 2 3 | 3 3 0 | 0 0 1 2 | 2 2 2
  2 2 2 | 2 2 2 | 2 2 | 0 0 | 0 0
  
```



E7



Am7

Musical notation for measures 73-77. Includes guitar staff with notes and a six-line fretboard diagram below.

73 74 75 76 77

Fretboard diagram for measures 73-77:

```

  0 4 | 1 0 0 | 5 5 5 5 | 5 5 5 5 | 8 7 5 8 6
  2 2 | 1 1 1 | 5 5 5 5 | 5 5 5 5 | 5 5 5 5
  2 4 | 0 0 1 | 5 5 5 5 | 5 5 5 5 | 5 5 5 5
  0 0 | 0 0 | 5 5 5 5 | 5 5 5 5 | 5 5 5 5
  
```



Am7 \G



Am7add13- \C

Musical notation for measures 78-82. Includes guitar staff with notes and a six-line fretboard diagram below.

78 79 80 81 82

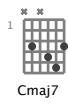
Fretboard diagram for measures 78-82:

```

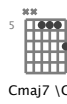
  5 | 4 5 5 | 4 5 5 | 4 5 5 5 | 11 12 12 11 12 12 | 11 12 12 12 12
  7 5 | 4 5 5 | 4 5 5 | 9 10 10 9 10 10 | 9 10 10 10 10
  7 5 7 | 4 5 5 | 4 5 5 | 9 10 10 9 10 10 | 9 10 10 10 10
  4 5 5 | 4 5 5 | 4 5 5 | 9 10 10 9 10 10 | 9 10 10 10 10
  
```



Cmaj7



Cmaj7



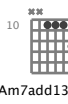
Cmaj7 \G




Dm9



Dmadd13 \A



Am7add13- \C



Amadd13- \C

Musical notation for measures 83-87. Includes a guitar staff with notes and a bass staff with fret numbers.

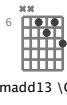
83 84 85 86 87

0 1 3 0 | 3 5 7 5 | 5 6 8 6 | 7 8 12 10 12 | 12 10 10 8

0 0 0 0 | 5 5 5 5 | 5 5 5 5 | 6 6 10 10 10 | 10 10 10 6

2 2 2 2 | 4 4 5 5 | 5 5 5 5 | 7 7 10 10 10 | 10 10 10 7

3 3 3 3 | 3 3 5 5 | 5 5 5 5 | 7 7 10 10 | 10 10 10



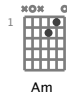
Fmadd13 \G#



Cadd9



G6add11



Am



Am7 \G

Musical notation for measures 88-92. Includes a guitar staff with notes and a bass staff with fret numbers.

88 89 90 91 92

8 7 7 10 | 10 8 8 8 | 7 7 5 5 0 | 0 0 0 0

6 6 6 8 | 8 8 8 8 | 5 5 5 5 1 | 0 1 1 1

6 7 7 7 9 | 10 9 9 9 | 5 5 5 5 2 | 2 2 2 2

6 6 6 6 | 10 10 10 10 | 5 5 5 5 | 0 2 0 2 | 2 2 2 2

0 0 0 0 | 3 3 3 3



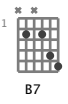
F#m7/5-



Fmaj7



Em



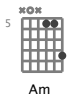
B7



Em



E7/5+



Am

Musical notation for measures 93-98. Includes a guitar staff with notes and a bass staff with fret numbers.

93 94 95 96 97 98

0 1 2 2 | 0 2 2 2 | 3 0 5 2 7 0 | 8 9 7 8 5 5 5 0

0 0 0 4 | 4 0 0 | 8 9 7 7 5 5 5 5

0 0 2 2 0 0 | 2 0 0 | 7 7 7 7 5 5 5 5

0 0 2 2 | 2 0 0 | 7 7 7 7 5 5 5 5

0 0 2 2 | 2 0 0 | 7 7 7 7 5 5 5 5

0 0 2 2 | 0 0 0 0



Dm7



G7



G



Cmaj7



Dm7



Em7

99
 100
 101
 102
 103



Fmaj7




Fmaj7



Dm7



E9+



Am7

104
 105
 106
 107
 108



Amadd9



B7



Bm7/5-

109
 110
 111
 112
 113



Eadd9-



Asus4



Am7 \G

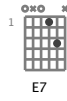


F#m7/5-

114
 115
 116
 117
 118



Bm7-5



E7



Asus2



B7 \A

Musical notation for measures 119-124. The top staff shows a melodic line with eighth and sixteenth notes. The bottom staff shows a bass line with chords and fingerings. Measure numbers 119, 120, 121, 122, 123, and 124 are marked in red above the staff.



Bm7/5-



A7sus4



Am7 \G



F#m7/5-



F#m7/5-

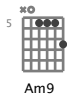
Musical notation for measures 125-130. The top staff shows a melodic line with eighth and sixteenth notes. The bottom staff shows a bass line with chords and fingerings. Measure numbers 125, 126, 127, 128, 129, and 130 are marked in red above the staff.




Fdim7



E7



Am9



B7

Musical notation for measures 131-137. The top staff shows a melodic line with eighth and sixteenth notes. The bottom staff shows a bass line with chords and fingerings. Measure numbers 131, 132, 133, 134, 135, 136, and 137 are marked in red above the staff.



Emadd9



Em9

138 139 140 141 142

2 0 0 3 0 4 2 0